

Script with images for Introduction to D2L and the IL exercises (6:56 mins)

[0:01] This video introduces the concept of Information Literacy, what it is and why it is so important to you. You will also learn how to access the Information Literacy Lessons and Exercises.

Information Literacy refers to a set of important skills. You need to know where to find information and to evaluate, and use this information effectively to fulfill your personal and academic information needs. Information-literate people also have an understanding of the economic, legal, and social issues surrounding the use of information and use information in ethically and legally appropriate ways.

[0:38] Becoming information literate is important before you graduate. The United States Department of Labor issued its SCANS report identifying skills needed in the workplace. Information literacy skills were highlighted in this report as one of the three most important skills necessary for workplace success.

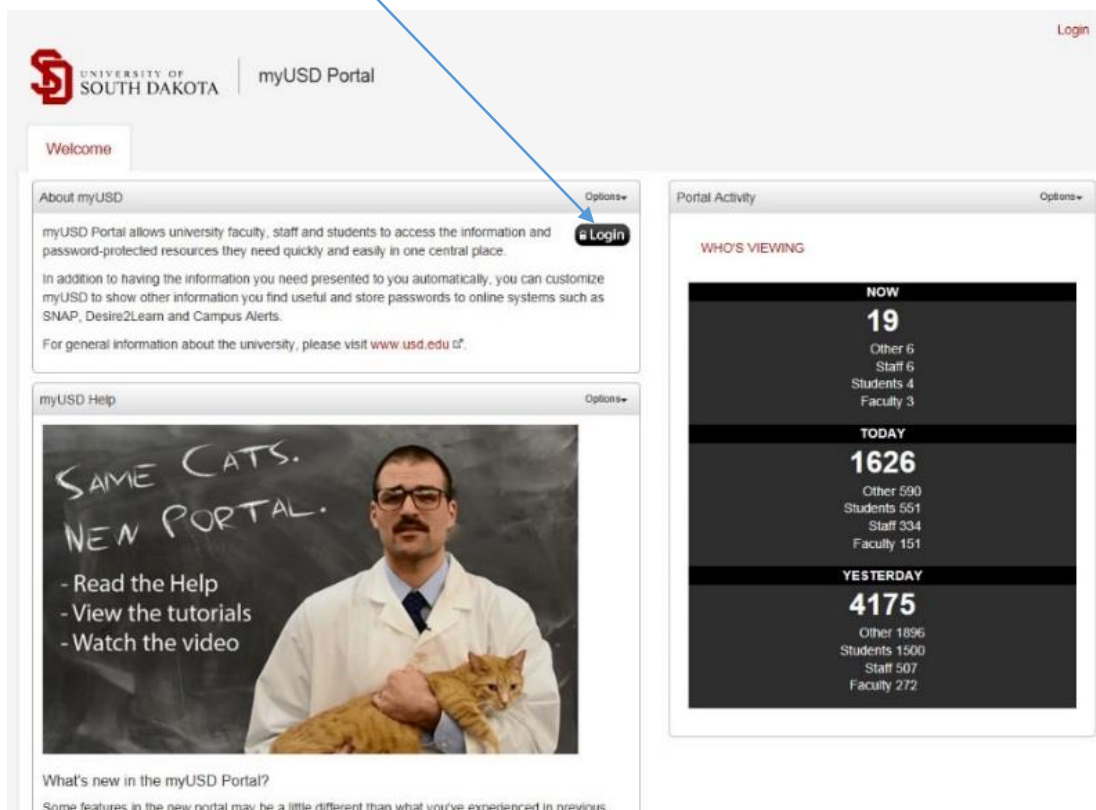
The South Dakota Board of Regents requires information literacy instruction in both Freshman Composition and Advanced Composition courses. Information Literacy Instruction is also required in Introduction to Literature and Speech Communication courses. The Information Literacy Lessons and exercises constitute 5% of the ENGL 101 grade. Additional information literacy instruction takes place in Freshman Composition and Honors English courses through sessions facilitated by library faculty that support important research-based assignments.

[1:33] You access the Information Literacy Lessons and associated exercises through your Desire2Learn or “D2L” account. Accessing D2L is easy. Go to any University of South Dakota webpage such as the USD Home page or the Library home page. Look for the myUSD link which is found at the top center of each webpage.

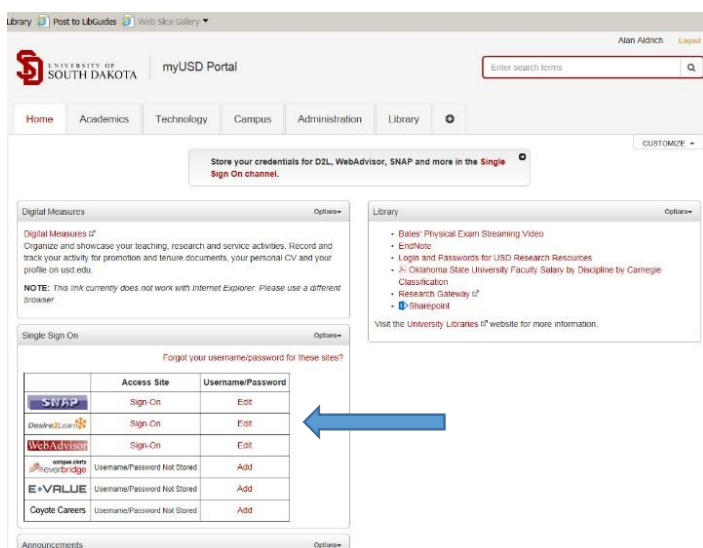


Script with images for Introduction to D2L and the IL exercises (6:56 mins)

[1:58] Clicking on this link will open up the login for the myUSD Portal page.



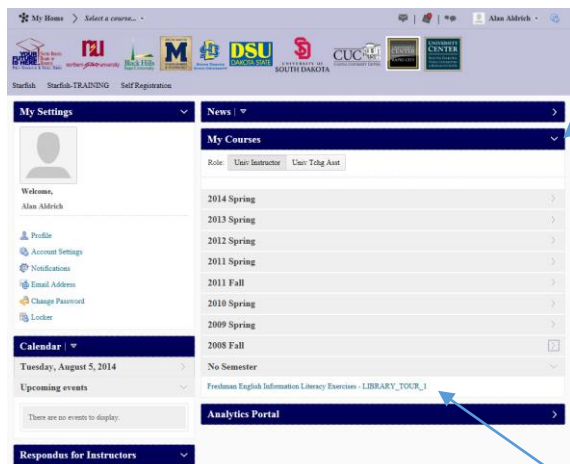
[2:04] The Portal will open up to your individualized home page. There should be a box prominently located in the left side of your homepage where you can store your username and login information for different educational tools such as D2L. After you have entered your login information you can click on the D2L button to access your D2L home page.



Script with images for Introduction to D2L and the IL exercises (6:56 mins)

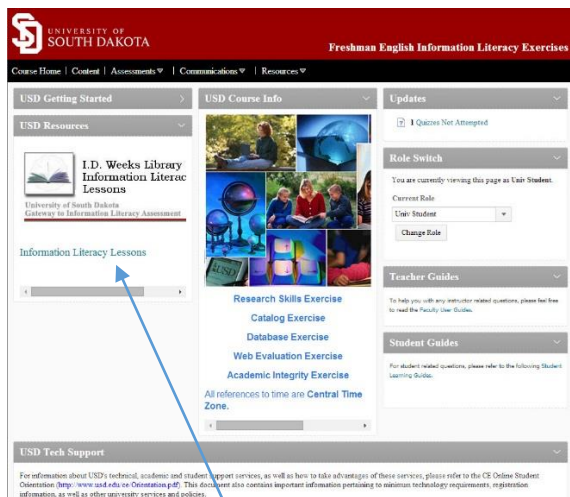
Keep in mind that the USD user name and password are identical for both USD email and the myUSD portal login. WebAdvisor and D2L share a user name and password different from your USD user name and password.

[2:43] Locate the *My Courses* section which is in the middle of the screen. If the *My Courses* window is closed, click on the arrow icon found on the right hand side of the bar to open the window.



Look at the bottom of the *My Courses* section under “No Semester” for “Freshman English Information Literacy Exercises – LIBRARY_TOUR_1”

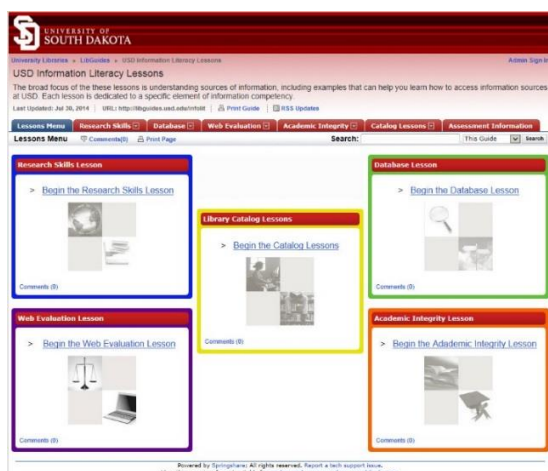
Clicking on this link will open up the “Information Literacy Exercises” home page.



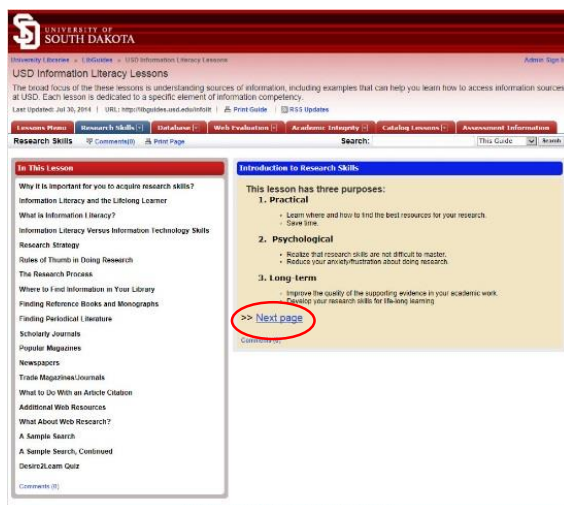
The link to the Information Literacy Lessons, which are located on the Library’s web site, is on the left hand side of the screen.

[3:21] You can also access the Information Literacy Lessons from the library’s home page by clicking on the link labeled “Information Literacy/Tutorials.”

Script with images for Introduction to D2L and the IL exercises (6:56 mins)



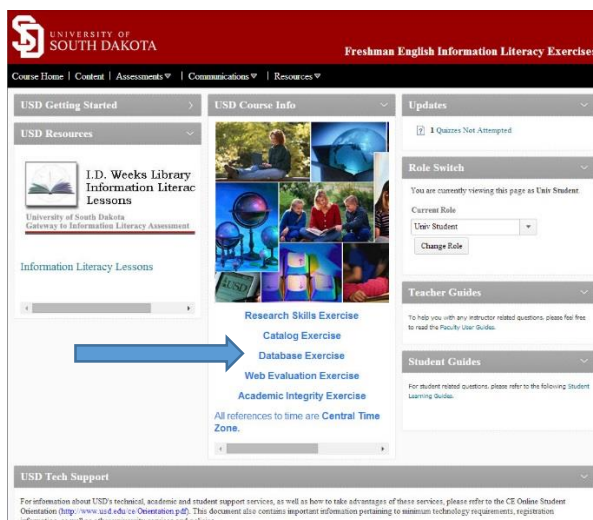
[3:28] The four lessons in each corner are web based pages. You can navigate using the “Next page” button located at the bottom of each page. You can also click on the page titles in the left hand box to jump to specific lesson content. This is useful if you are reviewing a specific section or trying to address a specific question in the Information Literacy Exercises.



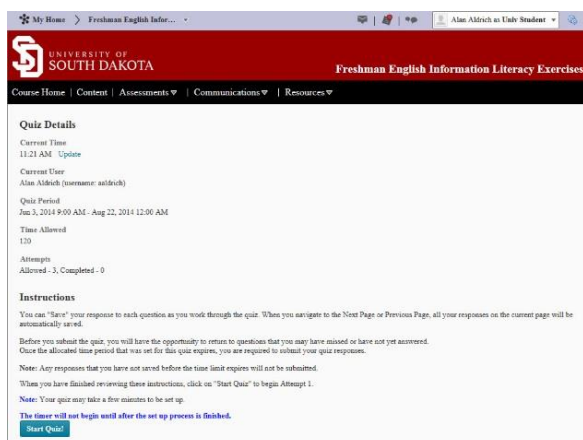
The Library Catalog Lesson consists of four (4) short videos that you can watch, pause, and review, until you are comfortable that you have mastered the content.

[4:04] Once you have completed a lesson you may and should complete the exercise for that lesson. You will need to go back to your D2L home page and click on the “Freshman English Information Literacy Exercises – LIBRARY_TOUR_1” link to access the exercises.

Script with images for Introduction to D2L and the IL exercises (6:56 mins)



[4:21] To access the Information Literacy Exercises, click on the name of the exercise that you want to complete. This will take you to the “Attempts Completed” page for that exercise.

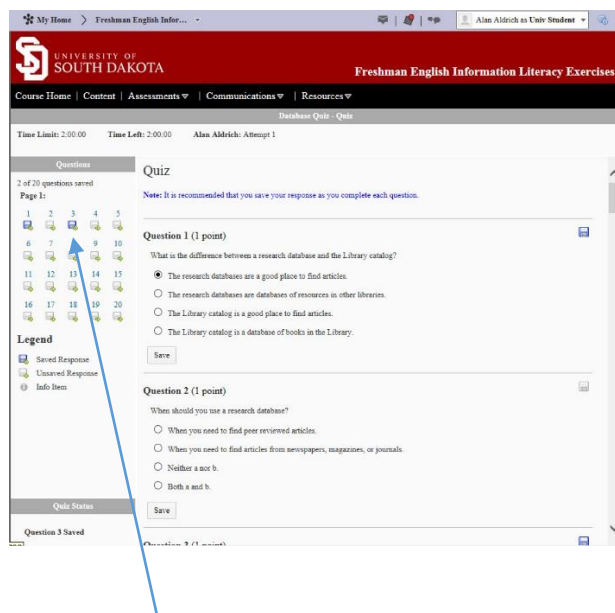


[4:31] Once you click on the “Start Quiz” button, you will have 120 minutes or 2 hours to complete each exercise. To enhance learning, the exercises are “open book.” You can open a lesson to review content while completing the exercise.

You can complete each exercise up to three times. The D2L software will record your highest score. It is to your advantage to complete each exercise three times to get the highest score possible. Once you have completed an exercise, it is graded, and you can access your grade and review your correct and incorrect answers.

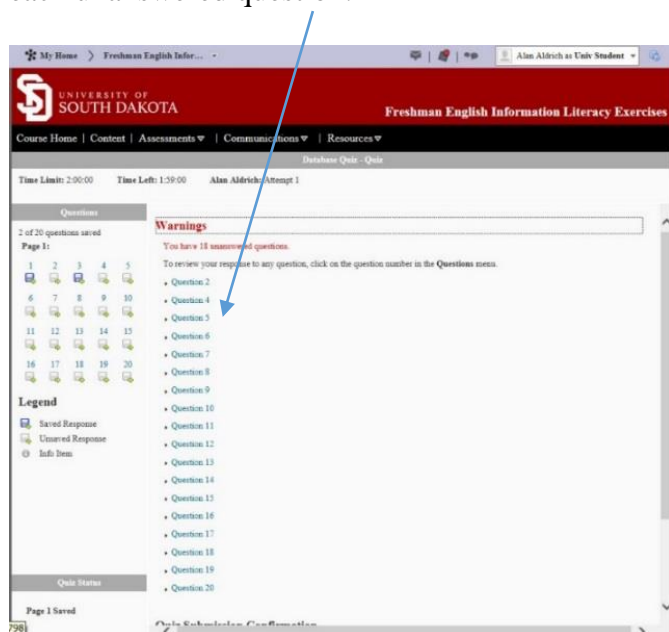
Script with images for Introduction to D2L and the IL exercises (6:56 mins)

[5:10] You can answer questions in any order you choose. The software draws from a pool of questions so that each exercise attempt is a unique combination of questions. Read all questions with attention, and answer them carefully on each attempt. Each question has only one correct answer.



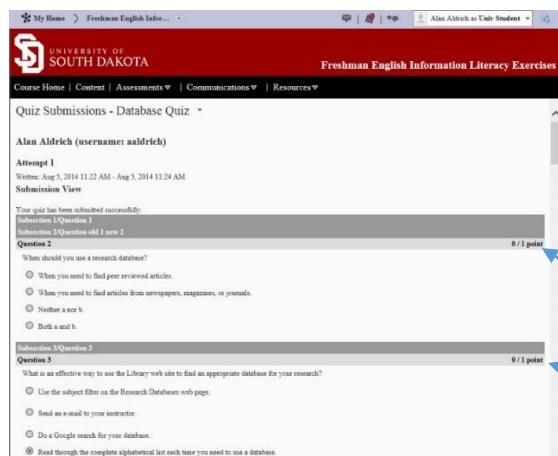
[5:30] The icons in the upper left part of the page will change color when you save each answer. This helps you keep track of which questions you still need to answer. Save each question as soon as you answer it. You can go back and change any answer before submitting your exercise.

When you are ready to submit your answers, press the submit button which is located at the bottom of the questions. If you have any unanswered questions, the D2L software will identify each unanswered question.



Script with images for Introduction to D2L and the IL exercises (6:56 mins)

[6:00] Once you have answered all of the questions to the best of your ability you will be able to receive feedback.



Questions that were not answered correctly are displayed with the notation 0/1 point. You can go back and review each lesson to see what you should have answered for each question. Or, you can review the lesson another time then complete the exercise again. Remember, you should do each exercise three times as the highest score counts for your grade.

[6:29] If you have a problem completing an exercise, contact your Instructor or Teaching Assistant. Completing the lessons and exercises will help you to become a more information literate person who can quickly and efficiently locate, evaluate, and use information effectively to fulfill personal and academic information needs.